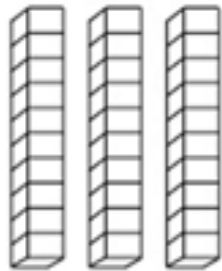


SEŠTEVANJE DO 100

DESETICE + ENICE






D


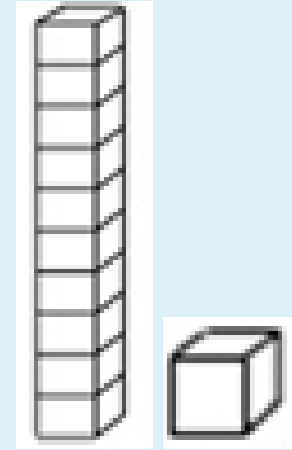
+

E





=



1 DESETICA



1 ENICA

DE




10




1

11



=



+



=



2 DESETICI

5 ENIC

DE

20

+

5

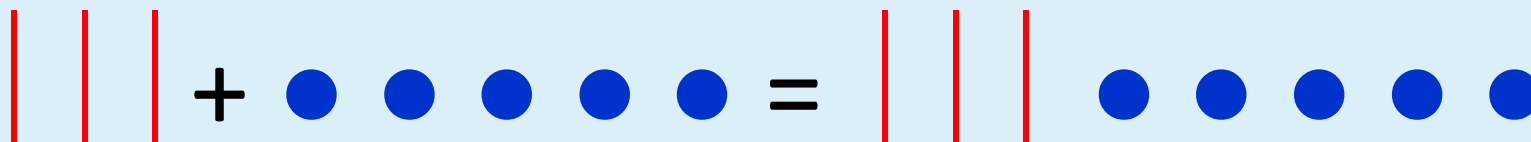
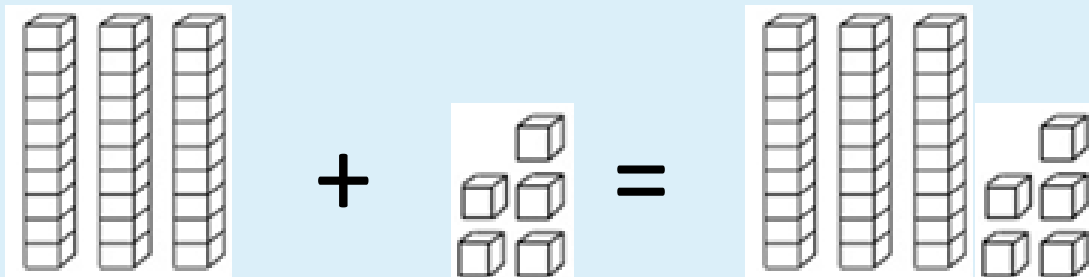
=

25

ZAPIS V ZVEZEK:

SEŠTEVAM DESETICE IN ENICE (D + E)

$$\begin{array}{c} D E \\ 30 \end{array} + \begin{array}{c} E \\ 5 \end{array} = \begin{array}{c} D E \\ \square \end{array}$$

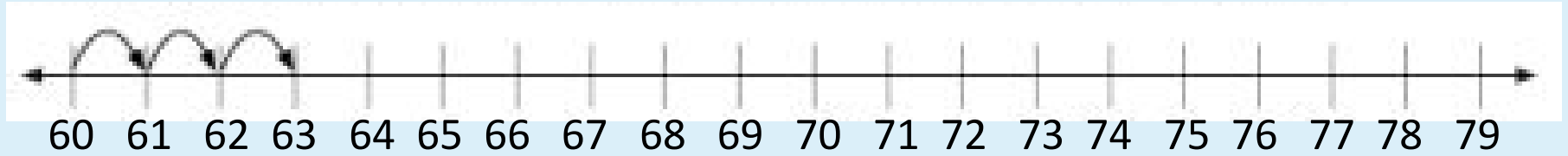


$$3D + 5E = 30 + 5 = 35$$

| | | | | | | | | | |
|----|----|----|----|----|----|----|----|----|-----|
| 1 | 2 | 3 | 4 | 5 | 6 | 7 | 8 | 9 | 10 |
| 11 | 12 | 13 | 14 | 15 | 16 | 17 | 18 | 19 | 20 |
| 21 | 22 | 23 | 24 | 25 | 26 | 27 | 28 | 29 | 30 |
| 31 | 32 | 33 | 34 | 35 | 36 | 37 | 38 | 39 | 40 |
| 41 | 42 | 43 | 44 | 45 | 46 | 47 | 48 | 49 | 50 |
| 51 | 52 | 53 | 54 | 55 | 56 | 57 | 58 | 59 | 60 |
| 61 | 62 | 63 | 64 | 65 | 66 | 67 | 68 | 69 | 70 |
| 71 | 72 | 73 | 74 | 75 | 76 | 77 | 78 | 79 | 80 |
| 81 | 82 | 83 | 84 | 85 | 86 | 87 | 88 | 89 | 90 |
| 91 | 92 | 93 | 94 | 95 | 96 | 97 | 98 | 99 | 100 |


$$30 + 5 = 35$$


$$70 + 7 = 77$$



$$60 + 3 = 63$$

Učbenik MAT stran 68

SEŠTEVAM DO 100

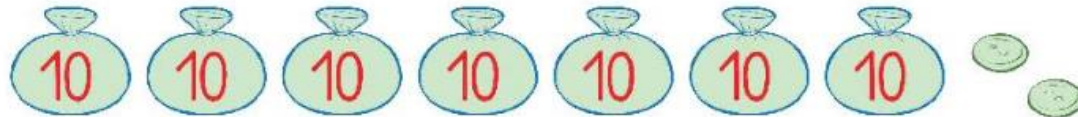
Natančno opazuj sliko in jo primerjaj z zapisano enakostjo pod njo. Koliko je jajc?



$$40 + 3 = \boxed{43}$$

Jajc je 43.

Šivilja je v vsako vrečko shranila 10 gumbov. Kupila je še 2 nova gumba. Koliko gumbov ima sedaj?



Rešuj v zvezek. Zapiši tudi odgovor.

Račune prepisi v zvezek in jih reši.

Nalogo označi s  .

PRAVILNO SEŠTEJ!

$50 + 4 =$

$30 + 7 =$

$60 + 9 =$

$80 + 3 =$

$20 + 7 =$

$8 + 90 =$

$5 + 40 =$

$6 + 60 =$

$3 + 50 =$

$2 + 40 =$



Odpri delovni zvezek Lili in Bine 3. del na strani 38 in reši vse tri naloge.

Če ga nimaš, klikni na sliko in računaj v zvezek.

