

**BIG**

OR

SMALL

LOOK AT THE BALOONS.



Oglej si balona.

ARE THEY THE SAME?

Sta enaka?


WHAT IS THE DIFFERENCE?

V čem se razlikujeta?



This baloon is

SMALL



To je  
MAJHEN  
balon.

This baloon is

**BIG**



To je  
VELIK  
balon.

Ponovno pozdravljeni!

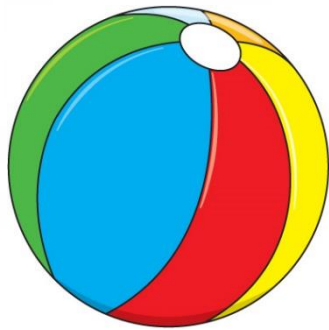
V današnji uri se bomo naučili razliko med majhnim (SMALL) ter velikim (BIG).

Pojdite skozi predstavitev in ugotovite, katere igrače so „small“ in katere „big“.

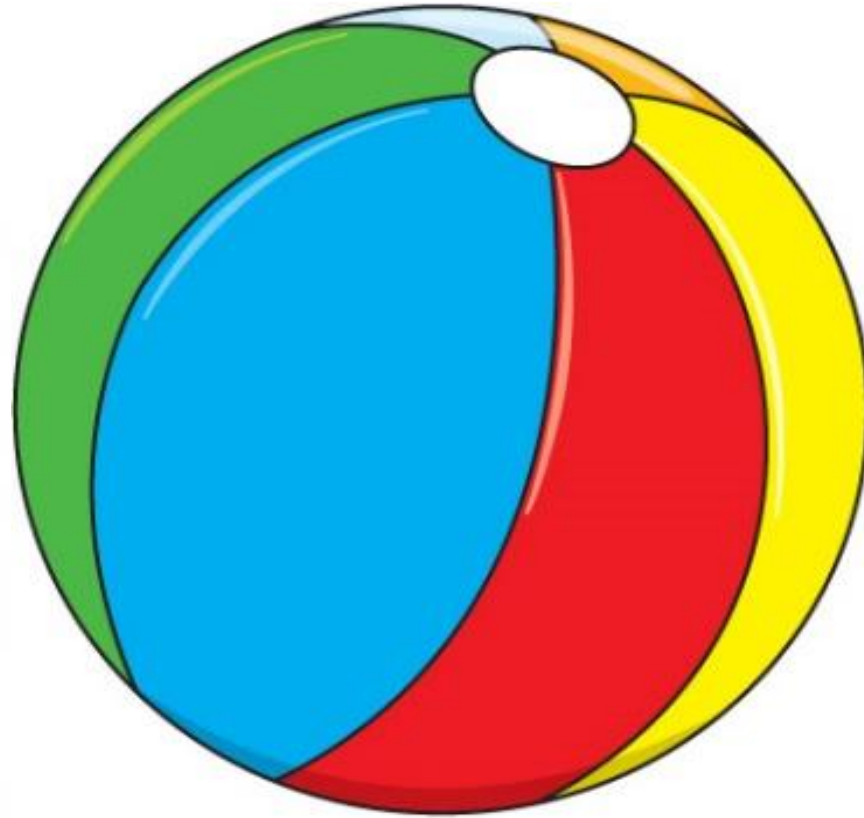
Če imate vprašanja, sem vam na voljo.

Vaša učiteljica angleščine,

Ena Bissachi



This ball is **SMALL**.




This ball is **BIG**.




This drumm is *SMALL*.




This drumm is *BIG*.



This robot is *SMALL*.



This robot is *BIG*.



This doll is **SMALL**.



This doll is **BIG**.





This bike is **SMALL**.



This bike is **BIG**.



This car is **SMALL**.



This car is **BIG**.

The background features a pattern of overlapping circles in various shades of blue and green, arranged in a grid-like fashion. The circles are semi-transparent and vary in size, creating a playful and vibrant backdrop for the text.

# ARE YOU BIG OR SMALL?

(SI TI MAJHEN ALI VELIK?)

YOU CAN BE BOTH! WATCH.  
LAHKO SI OBOJE! POGLEJ NAPREJ.

Make your hands small,  
Tuck your fingers right in.  
Pull in your arms and be really thin.  
Curl yourself down to make a ball,  
Smile sweetly, whisper "I'm really small".



Dlani tvoje naj bodo majhne,  
Stisni prste naravnost noter.  
Potegni roke k sebi in bodi res tanek.  
Zavij se tako, da narediš žogo,  
sladko se nasmehni in zašepetaj "Res sem majhen".

Make your hands big,  
Stretch your fingers out wide.  
Hold out your arms and reach to the side.  
Curl your fingers to make a claw,  
Frown your eyebrows and do a big roar.

Naj bodo tvoje roke velike,  
Iztegni prste na široko.  
Roke iztegni močno v stran.  
Zavij prste, da narediš kremplje,  
Dvigni obrv in naglas zarjovi.

