



# GRAFOMOTORIČNE VAJE ZA PISANE ČRKE

2. razred OŠ Šmarje pri Kopru

# NAVODILA ZA DELO

1.

Pred seboj imaš 10 predopismenjevalnih vaj za pisane črke.

2.

Odpri slovenski zvezek in vanj napiši naslov **GRAFOMOTORIČNE VAJE.**

3.

Dobro si oglej poteze črt.

4.

Vsako vajo natančno napiši v eno črtovje. Piši z nalivko.

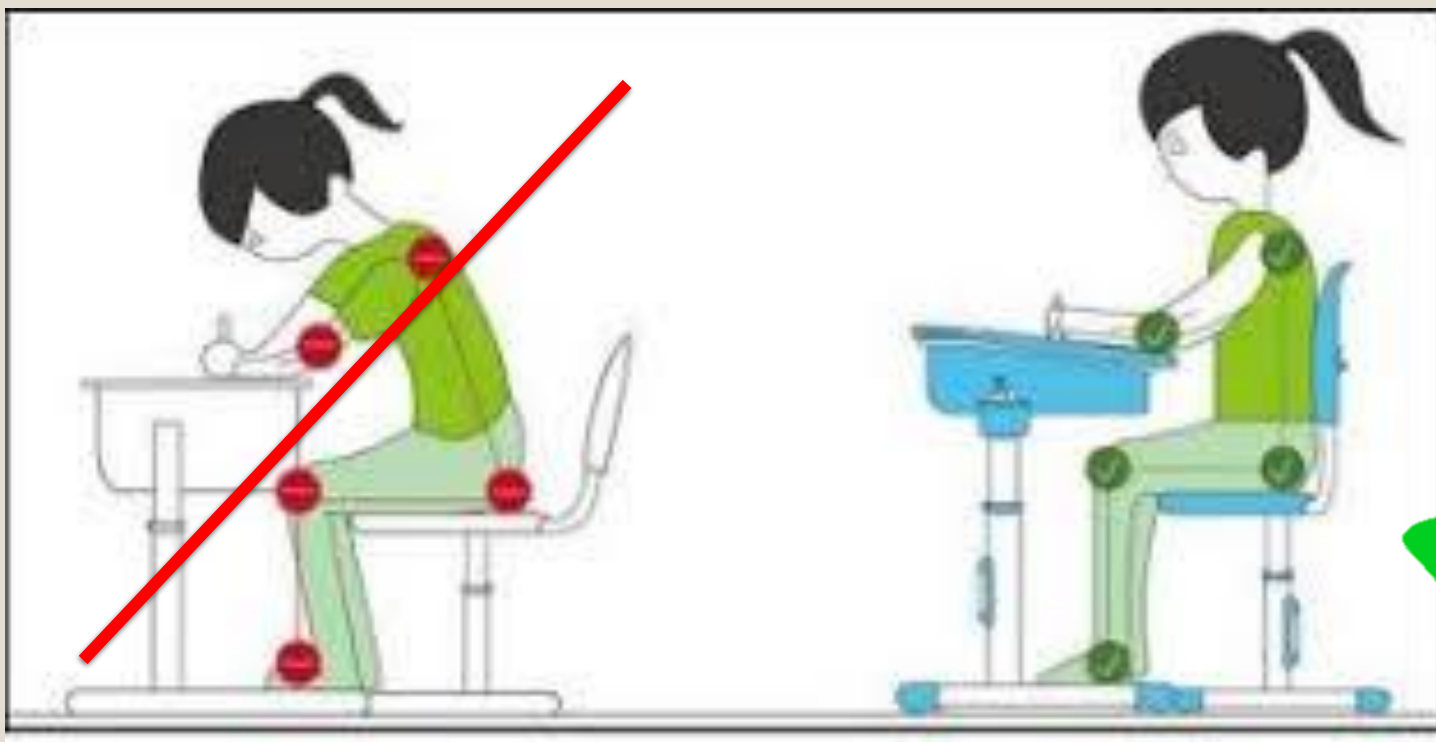
5.

Če ti bo katera vaja povzročala težave, jo napiši še enkrat.



**PONOVIMO!**

**PAZIM NA PRAVILNO DRŽO TELESA PRI PISANJU.**





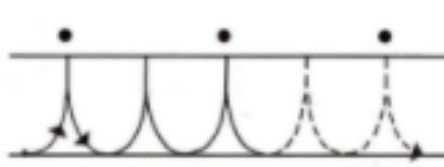
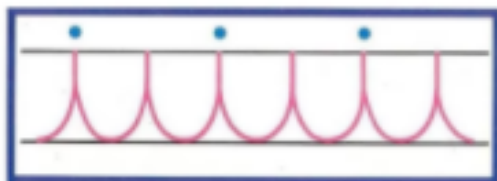
# PONOVIMO!

Pazim, kako držim nalivno pero.



PAZIM NA PINCETNI PRIJEM!






1

Handwriting practice lines consisting of eight rows. Each row has a solid top line, a dashed middle line, and a solid bottom line.

PA ZAČNIMO!

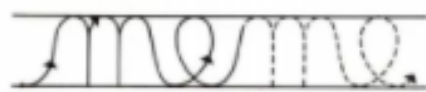






3




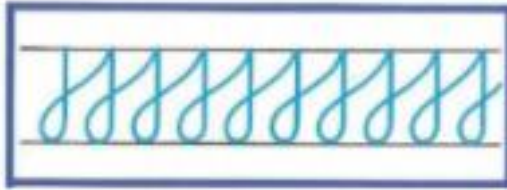
4

Four sets of handwriting practice lines. Each set consists of a solid top line, a dashed middle line, and a solid bottom line, providing a guide for letter height and placement.







A large rectangular area for practicing writing. It consists of seven rows of horizontal lines. Each row is defined by a solid top line, a dashed middle line, and a solid bottom line, providing a guide for the height and placement of the cursive loops.







# ODDAJA NALOGE

OPRAVLJENO  
NALOGO  
MI POŠLJI NA MAIL,  
DA JO PREGLEDAM.

