



# GRAFOMOTORIČNE VAJE ZA PISANE ČRKE



2. razred OŠ Šmarje pri Kopru

**ALI ŽELIŠ LEPO  
PISATI PISANE  
ČRKE?**

Aa Bb Cc Čč  
Dd Ee Ff Gg  
Hh Ii Jj Kk  
Ll Mm Nn Őo  
Pp Rr Ss Šš Tt  
Uu Vv Zz Žž



**POTEM PA SE  
PRAVILNO USEDI,  
VZEMI NALIVKO, ODPRI  
ZVEZEK abc IN PRIČNI Z  
ZAPISOM.**

**VSAKO VAJO  
NAPIŠI V  
ENO VRSTO.**

A handwriting practice sheet for the letter 'i'. It features a grid of lines. The top row is divided into two sections: the left section shows three red lowercase 'i's with blue dots above them, and the right section shows three lowercase 'i's with black dots and arrows indicating the stroke direction. A large blue number '1' is positioned to the right of the second section. Below this, there are four rows of lines. The first row contains ten yellow lowercase 'i's. The second row contains three blue lowercase 'i's. The third row contains three red lowercase 'i's. The fourth row contains three green lowercase 'i's.











2





		<b>3</b>
		
		
		
		

Handwriting practice row 1, left section: A continuous cursive wave pattern drawn in yellow on a set of three horizontal lines.

Handwriting practice row 1, right section: A continuous cursive wave pattern drawn in black with dashed lines, including arrows and numbers indicating stroke direction.

4

Handwriting practice row 2: A continuous cursive wave pattern drawn in red on a set of three horizontal lines.

Handwriting practice row 3: The word 'merit' written in black cursive on a set of three horizontal lines, with dashed lines for the letters 'i' and 't'.

Handwriting practice row 4: The word 'merit' written in orange cursive on a set of three horizontal lines.

Handwriting practice row 5: The word 'merit' written in pink cursive on a set of three horizontal lines.

Handwriting practice row 1, left section: A continuous line of green cursive loops on a four-line grid.

Handwriting practice row 1, right section: A continuous line of dashed black cursive loops on a four-line grid, with arrows indicating the direction of the pen strokes.

5

Handwriting practice row 2: A continuous line of red cursive loops on a four-line grid.







Handwriting practice row 3: A continuous line of yellow cursive loops on a four-line grid.

Handwriting practice row 4: A continuous line of blue cursive loops on a four-line grid.

Handwriting practice row 5: A continuous line of orange cursive loops on a four-line grid.

ČE TE BOLI  
ROKA, JO  
STRESI!






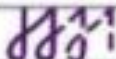


	 6
	
	
	
	




ČE NE MOREŠ  
VEČ SEDETI,  
NAREDI 10  
POČEPOV.



		<b>7</b>
		
		
		
		

**BRAVO,  
PRISPEL/A SI  
DO KONCA!**



**KO KONČAŠ Z DELOM,  
MI LAHKO POŠLJEŠ  
NALOGO PO MAILU V  
VPOGLED.**

**ODDAJA  
NALOGE**

