



GRAFOMOTORIČNE VAJE ZA PISANE ČRKE



2. razred OŠ Šmarje pri Kopru

**ALI ŽELIŠ LEPO
PISATI PISANE
ČRKE?**

Aa Bb Cc Čč
Dd Ee Ff Gg
Hh Ii Jj Kk
Ll Mm Nn Őo
Pp Rr Ss Šš Tt
Uu Vv Zz Žž



**POTEM PA SE
PRAVILNO USEDI,
VZEMI NALIVKO, ODPRI
ZVEZEK IN PRIČNI Z
ZAPISOM.**


**VSAKO VAJO
NAPIŠI V
ENO VRSTO.**





2





3



Handwriting practice row 1, left section: A continuous cursive wave pattern drawn in yellow on a set of three horizontal lines.

Handwriting practice row 1, right section: A continuous cursive wave pattern drawn in black with dashed lines, including arrows and numbers indicating stroke direction.

4

Handwriting practice row 2: A continuous cursive wave pattern drawn in red on a set of three horizontal lines.

Handwriting practice row 3: The word 'merit' written in black cursive on a set of three horizontal lines, with dashed lines for the letters 'i' and 't'.

Handwriting practice row 4: The word 'merit' written in orange cursive on a set of three horizontal lines.

Handwriting practice row 5: The word 'merit' written in pink cursive on a set of three horizontal lines.

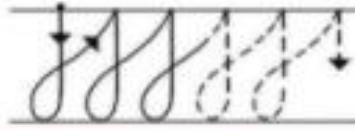


5

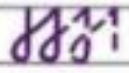


ČE TE BOLI
ROKA, JO
STRESI!





7



Handwriting practice sheet for the cursive letter 'i'. The sheet is divided into several rows. The top row shows the letter 'i' in green, followed by a dashed 'i' with arrows indicating stroke direction, and a large blue number '8'. The second row contains a continuous line of orange cursive 'i's. The third row shows a dashed purple 'i' for tracing. The fourth row shows a yellow 'i' for tracing. The fifth row shows a red 'i' for tracing. The remaining rows are blank for independent practice.

**ČE NE MOREŠ
VEČ SEDETI,
NAREDI 10
POČEPOV.**





9



**BRAVO,
PRISPEL/A SI
DO KONCA!**



		10
		
		
		
		

**KO KONČAŠ Z DELOM,
MI LAHKO POŠLJEŠ
NALOGO PO MAILU V
VPOGLED.**

**ODDAJA
NALOGE**

