

GRAFOMOTORIČNE VAJE ZA PISANE ČRKE

2. razred OŠ Šmarje pri Kopru

NAVODILA ZA DELO

1.

Pred seboj imaš 10 predopismenjevalnih vaj za pisane črke.

2.

Odpri zvezek slovenščine in vanj napiši naslov **GRAFOMOTORIČNE VAJE.**

Dobro si oglej poteze črt.

3.

Vsako vajo natančno napiši v eno črtovje/ v eno vrstico. Piši z nalivnim peresom.

4.

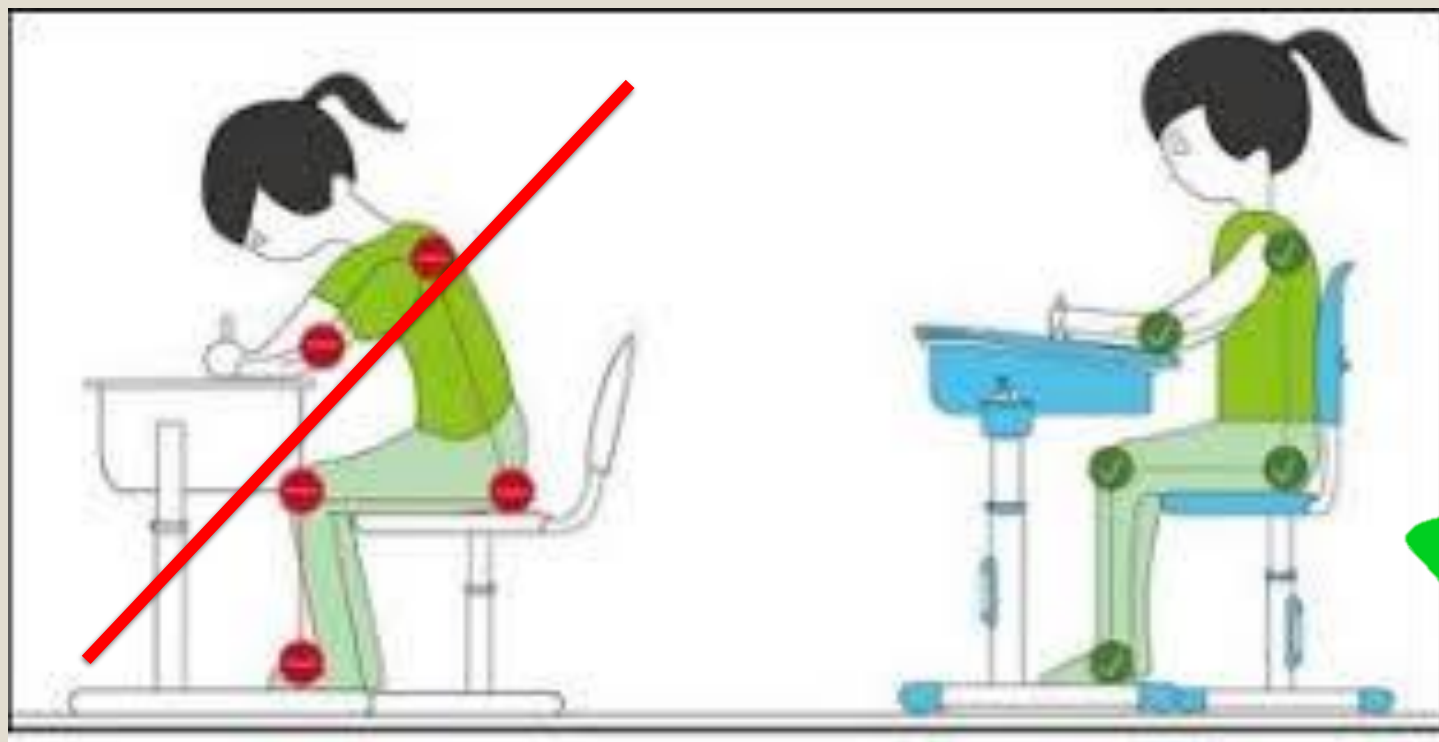
Če ti bo katera vaja povzročala težave, jo napiši še enkrat.

5.



PONOVIMO!

PAZIM NA PRAVILNO DRŽO TELESA PRI PISANJU.





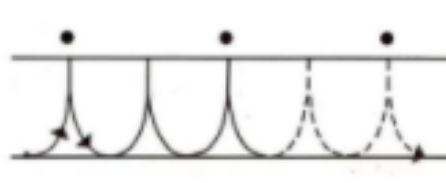
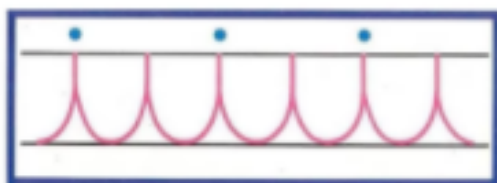
PONOVIMO!

Pazim, kako držim nalivno pero.



PAZIM NA PINCETNI PRIJEM!






1

Handwriting practice lines consisting of four sets of horizontal lines. Each set includes a solid top line, a dashed middle line, and a solid bottom line, providing a guide for letter height and placement.


PA ZAČNIMO!





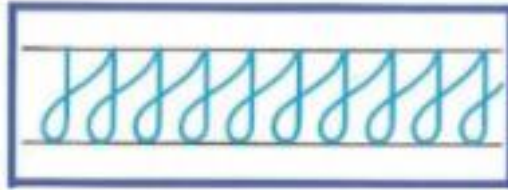
3






4

Handwriting practice lines consisting of four rows. Each row has a solid top line, a dashed middle line, and a solid bottom line, providing a guide for letter height and placement.



7



A large rectangular area containing six sets of handwriting lines. Each set consists of a solid top line, a dashed middle line, and a solid bottom line, providing space for practicing the cursive loop.

ODDAJA NALOGE

OPRAVLJENO
NALOGO
MI POŠLJI NA MAIL,
DA JO PREGLEDAM.

